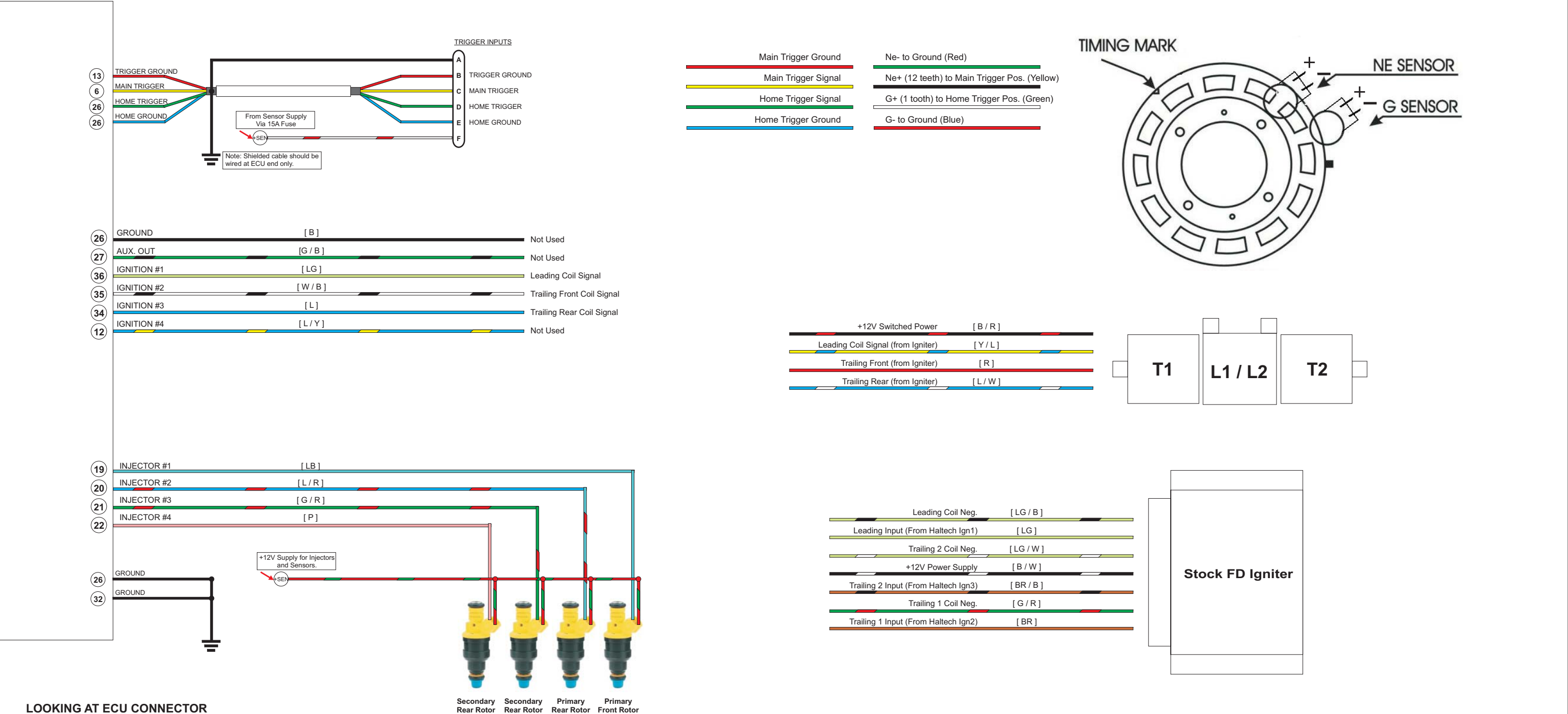


# Haltech™


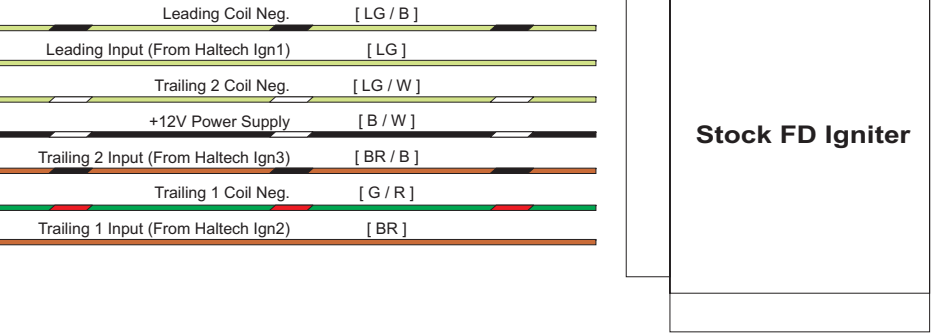
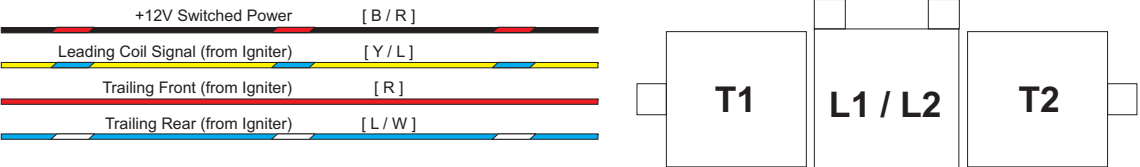
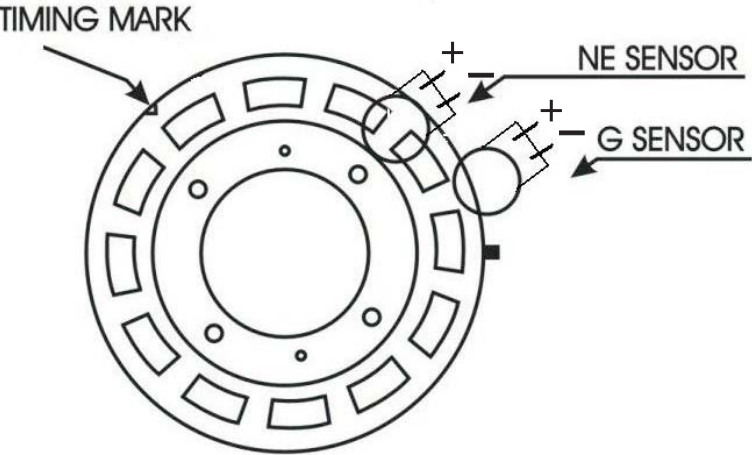
ENGINE MANAGEMENT SYSTEMS

## E6X Wiring Diagram

### Mazda RX-7 3rd Gen Series 6



- |                     |                                              |
|---------------------|----------------------------------------------|
| Main Trigger Ground | Ne- to Ground (Red)                          |
| Main Trigger Signal | Ne+ (12 teeth) to Main Trigger Pos. (Yellow) |
| Home Trigger Signal | G+ (1 tooth) to Home Trigger Pos. (Green)    |
| Home Trigger Ground | G- to Ground (Blue)                          |



LEGEND - WIRE COLORS:

B = BLACK BR = BROWN G = GREEN GY = GREY L = BLUE O = ORANGE P = PINK R = RED V = VIOLET Y = YELLOW

When two colors are used in a wire by the alphabetical code, the first letter indicates the basic wire color, the second indicates the color of stripe.  
(Ex. O/R = Orange with Red stripe, GY/R = Grey with Red stripe)

Haltech E6X to Mazda RX-7 FD3S		
Series 6, FD3S, 93-95, Stock CAS & Igniter/Coil Wiring		
Haltech USA - <a href="http://www.haltech.com">www.haltech.com</a>		
Rev. 1	Ver. 1	Date: 14-Nov-2008